

The ACEEE and ODYSSEE- MURE energy efficiency scoreboards.

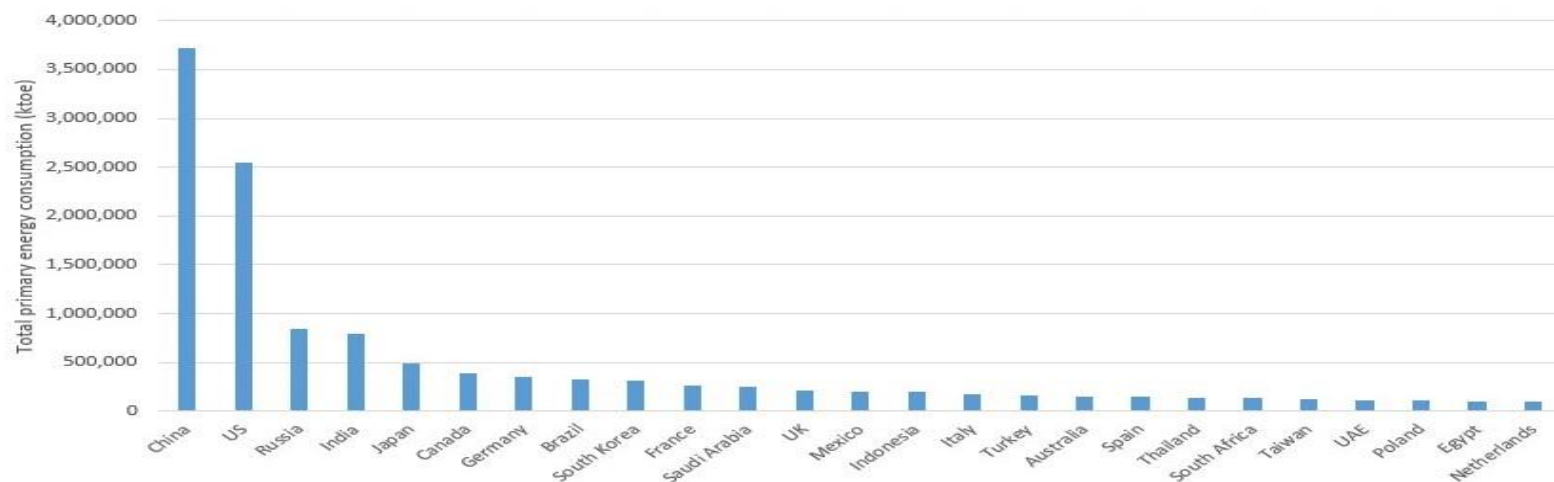
Results: The winner is !!!

Dr Didier Bosseboeuf; ADEME, France
Pr Wolfgang Eichhammer, FHG-ISI, Germany
Steve Nadel, ACEEE, USA)

The countries coverage of the two scoreboards



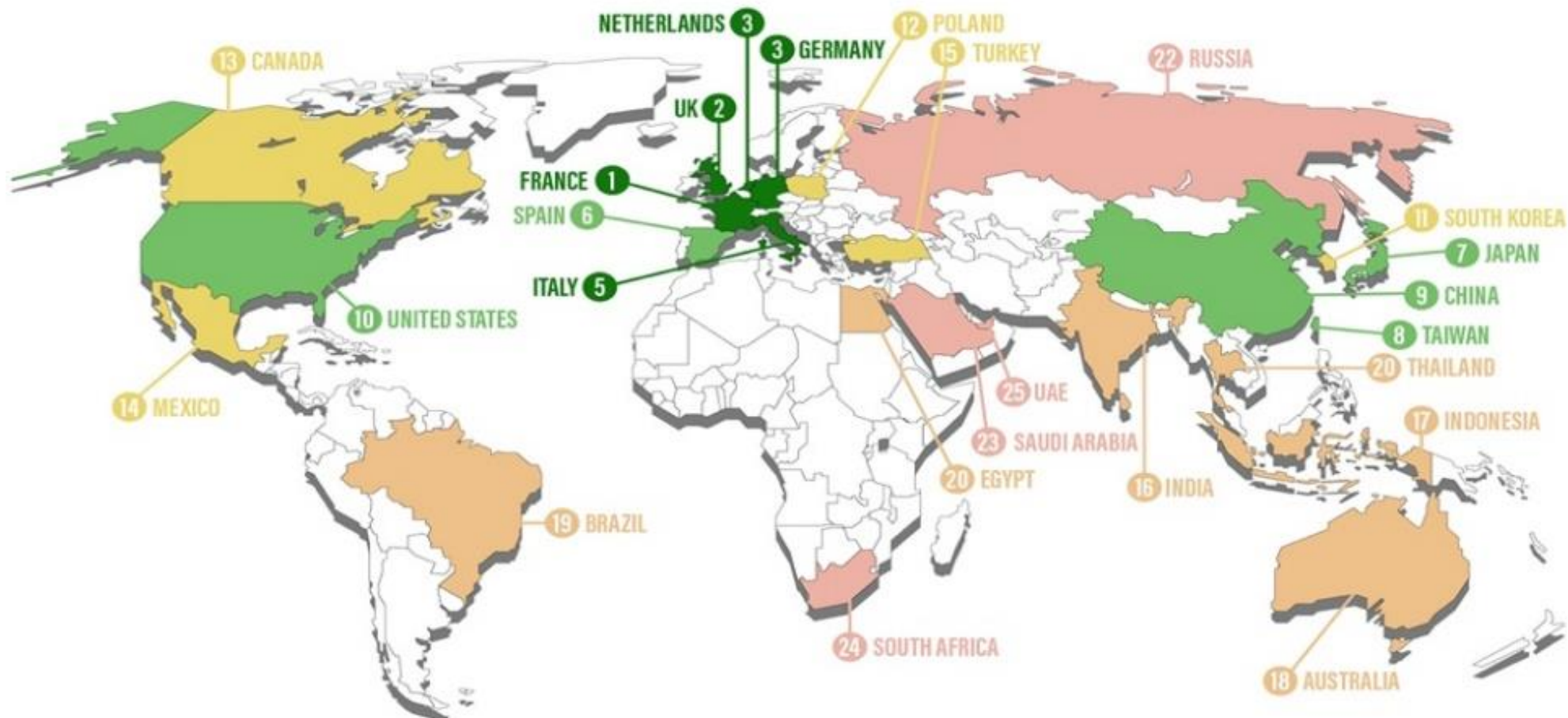
20 top energy consuming countries



ODYSSEE-MURE

27 EU countries+ UK+ Norway+ Serbia

THE 2022 INTERNATIONAL ENERGY EFFICIENCY SCORECARD



1-5

6-10

11-15

16-20

21-25

1. France

2. UK

3. Germany

3. Netherlands

5. Italy

6. Spain

7. Japan

8. Taiwan

9. China

10. US

11. South Korea

12. Poland

13. Canada

14. Mexico

15. Turkey

16. India

17. Indonesia

18. Australia

19. Brazil

20. Thailand

20. Egypt

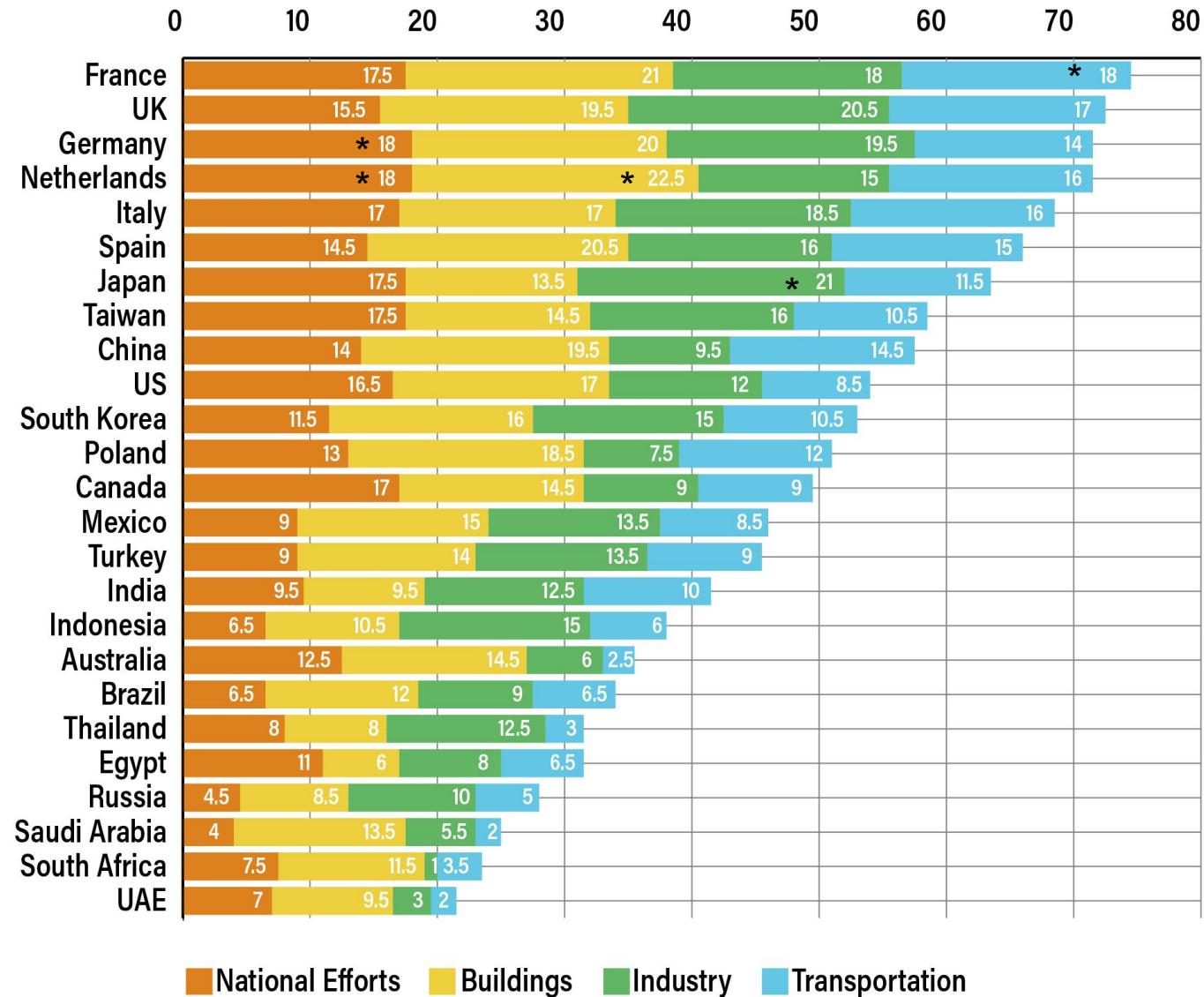
22. Russia

23. Saudi Arabia

24. South Africa

25. UAE

2022 Results



Key Results

- France scores first overall, the United Kingdom comes in a close second
- European countries perform well (Germany, Netherlands, Italy and Spain also within top 6)
- Japan, Taiwan, China and U.S. ranked within top 10
- Most improved country: the Netherlands
 - Saudi Arabia still at the bottom but gained many points due to updated building codes
- Egypt (new to Scorecard) ranked 20th with a score of 31.5 points

Europe's top country 2021?

France

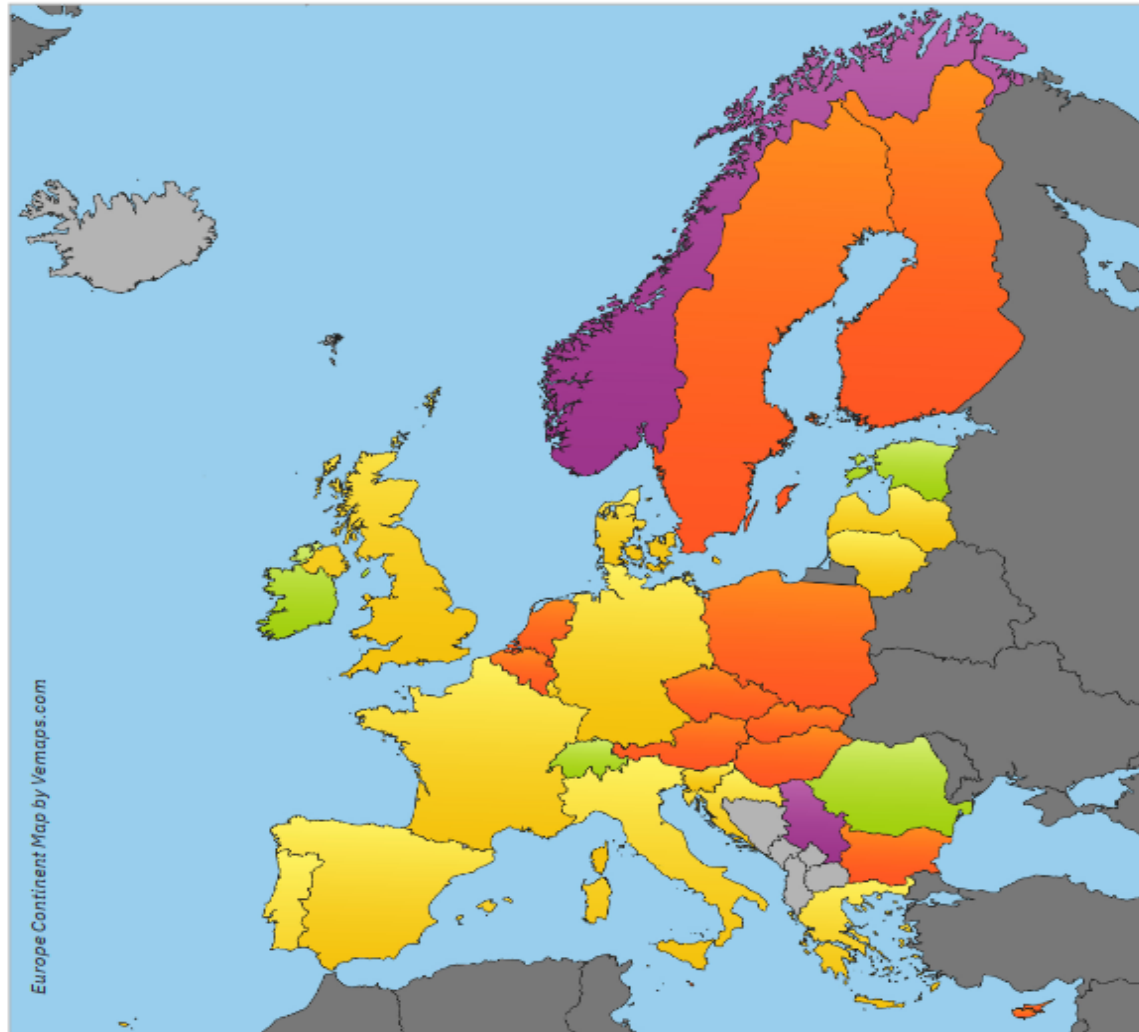
Switzerland

Romania

Ireland

Estonia

ODYSSEE-MURE SCOREBOARD : THE WINNERS' ARE ?



The Scoreboard covers 31 countries: EU, Norway, the UK, Serbia and Switzerland



Upper value

Score above 0.70 [4 countries, 2021]



Middle value

Score in the range 0.41–0.69
[13 countries]



Lower value

Score below 0.40
[14 countries including Norway and Serbia with incomplete data]

THE EUROPEAN CHAMPIONS OF ENERGY EFFICIENCY IN THE EU (2021)

Overall Score



Germany : rank 9



*Level
All sectors*



Trends all sectors



Policies All sectors

Rang	Pays	Score
1	Lituanie	1.00
2	Espagne	0.85
3	Danmark	0.83
4	Irlande	0.81
5	Lettonie	0.77

Rang	Pays	Score
1	Grèce	1.00
2	Luxembourg	0.96
3	Roumanie	0.92
4	Croatie	0.81
5	Pays Bas	0.72

Rang	Pays	Score
1	Estonie	1.00
2	France	0.87
3	Irlande	0.81
4	Allemagne	0.68
5	Roumanie	0.68

Switzerland is Europe's 2021 energy efficiency champion

Ireland is the winner in the EU

Best top Overall Score – ranking top 5

Rank	Country	Score
1	Switzerland	0.83
2	Ireland	0.77
3	Estonia	0.736
4	Romania	0.713
5	France	0.67

WHY DID SWITZERLAND SCORE SO WELL? WHAT CAN STILL BE IMPROVED?



- Top position in level, strong in progress, number 6 in policy score
- Industry: No. 1 in level, but slow EE progress and low policy score
- Transport: Ok for level and trend, but very low policy score
- Households: high scores in all three areas

WHY DID IRELAND SCORE SO WELL? WHAT CAN STILL BE IMPROVED?



- Strong in level and policies, number 7 in trend
- High efficiency level in Industry (No. 1) and Households (No. 3)
- High policy score due to high impact measures in Transport, Households and Services
- Room for improvement in transport (level) and services (level and trend)

THE NEWCOMER OF THE YEAR 2021: ESTONIA

Europe's TOP 5 2020

Rank	Country	Score
1	Switzerland	0.92
2	UK	0.80
3	Ireland	0.78
4	Romania	0.77
5	France	0.72

Europe's TOP 5 2021

Rank	Country	Score
1	Switzerland	0.83
2	Ireland	0.77
3	Estonia	0.736
4	Romania	0.713
5	France	0.67

Estonia is Europe's No. 1 in the policy score.

COMPARISON RANKING ACEEE AND ECEEE-ODYSSEE/MURE

ACEEE	Country	Odyssee-MURE
1	France	1
2	UK	2
3	Germany	3
4	Netherlands	6
5	Italy	5
6	Spain	4
7	Poland	7

FRANCE – GERMANY : DETAILED SCORE – 2021

France				
	Niveau	Tendance	Politique	Global
Tous secteurs	10	15	2	4
Industrie	17	22	6	16
Transport	7	10	2	1
Résidentiel	13	12	2	2
Services	21	15	3	8

■ Rang 4 in all aspects

- Top score pour Transport (1) et Housing (2)
- Very good scoring for policies (2)

Possible improvements?

- Low Score in **Industry (16)** and medium in **Services (8)**

Allemagne				
	Niveau	Tendance	Politique	Global
Tous secteurs	8	23	4	9
Industrie	11	23	5	11
Transport	17	21	4	6
Résidentiel	10	22	3	7
Services	7	6	5	2

■ Rang 9 in all aspects

- Top score for Services (2), good score for transport (6) et housing (7)
- Very score for policies (4)

Possible improvements ?

- Medium Score for l'**Industrie (11)**

FRANCE – GERMANY : COMPARATIVE POLICIES IMPACTS (SELECTION)

France

Rang 2 in policies (from 2010).

High impact EE (energy savings 2020)

- Energy efficiency obligation (White certificates (152 TWh)
- Tax on petroleum products, TICPE (22 TWh)
- Building codes (2012-2020)
- Bonus-Malus for cars : before 2010 (26 TWh)!
- Income tax credit for energy efficiency works, CITE (14 TWh), now my prim'renov
- The post-covid recovery plan (in particular to decarbonise industry)
- Fuel poverty observatory, sufficiency road map
- We expect more policies in the next future (**Obligation of refurbishment in the service** sector (Started in 2022), new law on energy and climate to be passed this year)

Germany

Rang 4 in policies (since 2010).

Numerous medium impact policies (2020 Energy savings)

- National Top Runner Initiative (24 TWh)
- Energy efficiency networks (21 TWh)
- Energy savings auctions (14 TWh)
- Income Tax deduction for energy savings (11 TWh)
- Reinforcement of the KfW programme on energy efficiency (8 TWh)
- Reinforcement of the KfW programm for the building retrofit (4 TWh)
- Obligation for energy audits in larges industries (3 TWh)
- Programme KfW (art the origin) : before 2010 (67 TWh)!
- ETS: before 2010 (up to 100 TWh)!

COMPARISON FRANCE-GERMANY : SUMMARY

- France ranks well in the scoreboard...
 - ... Notably in transport and housing
 - Industry is not well performing –in both countries)
 - Policies largely contributes to the good scoring
 - ...but trends are weak (both in France and Germany)
-
- The ODYSSEE-MURE scoreboard is unique in the world and will challenge the older worldwide ACEEE Scoreboard

Improving the Odyssee-MURE EE Scoreboard

- Integrate indicators for energy poverty + sufficiency into the Energy Efficiency Scoreboard. Own scoreboard for energy poverty and sufficiency (3 scoreboards in total: combined; poverty, sufficiency)
- Develop dynamic web graphics based on the graphics that eceee developed for dissemination purposes
- Longitudinal analysis of scoring (over time)
- Presenting Scoreboard on different events

Questions for round table 2

- Is the numbering of the ranking satisfactory (from 0 to 10, the five/ten first countries, many countries in the same range)?
- Which ways to better communicate the results of the scoreboard (No report at the moment)
- The way the scoreboard is understood, interpreted, and accepted by the audience.
-

This presentation and infographic on the energy efficiency scoreboard was developed by Borg & Co and eceee as part of the ODYSSEE-MURE project.

Graphic design: Björkman & Mitchell

More information

<https://www.odyssee-mure.eu/data-tools/scoring-efficiency-countries.html>



ODYSSEE-MURE



Co-funded by the Horizon 2020 programme of the European Union

Disclaimer: The sole responsibility for the content of this infographic lies with the authors. It does not necessarily reflect the opinion of the European Union. Neither the EASME nor the European Commission are responsible for any use that may be made of the information contained therein.